

System Design multi-function push-button, 4-gang

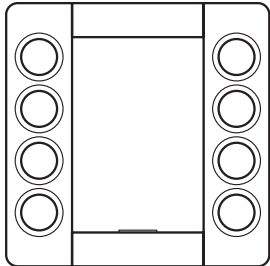
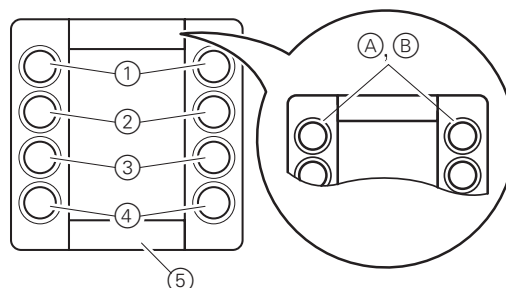
	Colour	Article no.
	polar white	622719
	white	622744
	aluminium	622760
	vanilla	622782
	ice blue	622788
	light grey	622729
	midnight blue	622778
	dark brazil	622715
	black grey	622769
	stainless steel	622746

Table of Contents

1.	Function	1
2.	Installation	2
3.	Technical Data	2
4.	Settings in the EIB Tool Software (ETS)	2
5.	Application overview	3

1. Function



- A Operating display (green circles)
- B Status display (red circles)
- 1 Upper left/right push-button pair
- 3 Upper middle left/right push-button pair
- 3 Lower middle left/right push-button pair
- 4 Lower left/right push-button pair
- 5 Auxiliary push-button

The INSTABUS 4-gang multi-function push-button is a command device for e.g. switching, dimming and blind control functions according to the "application software" loaded into the flush-mounted insert.

Depending on the application, the push-button pairs 1, 2, 3, 4 are addressed as a pair of two horizontally adjacent push-buttons or as individually programmable push-buttons. When one of the push-buttons of the pair is pressed, a data telegram for ON, BRIGHTER, UP etc. is sent while a data telegram for OFF, DARKER, DOWN etc. is sent when the other push-button is pressed. For the individually programmed push-buttons, any push-button can be assigned any function.

In addition, the multi-function push-button has an individually programmable auxiliary push-button 5, which can be assigned the functions of toggling, pulse edge, value sending and push-button illumination.

The green LED A indicates that the push-button is ready for operation. It can also be used as an orientation light. The red LEDs B next to the two push-buttons are common for the push-button pairs. When used as individually programmable push-buttons, all the red LEDs B are programmable status displays.

2. Installation

The push-button is an application module in the System Design range and is clipped onto:

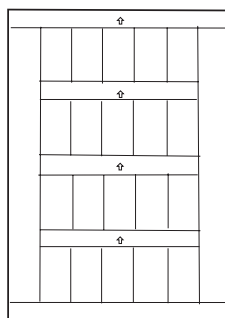
- Bus coupler, flush-mounted 2 (art. no. 690299)
- Switch actuator, flush-mounted/230/10 (art. no. 627099)
- Series actuator, flush-mounted/230/6 (art. no. 627199)
- Blind actuator, flush-mounted/230/6 (art. no. 627299)



The push-button must also be completed with a System Design frame.

Labelling

Labelling sheets



Colour	Article no.
white	618944
polar white/ silver	618919

Function

Labelling sheets are available as an accessory. They can be professionally provided with text and symbols using the Merten labelling software (art. no. 615022).

3. Technical Data

Initialisation:	Due to the limitation of the telegram rate, a telegram cannot be generated until at least 17 s after the initialisation.
Display elements:	Green LED for indicating the device is ready for operation, can be switched off via parameters Red LED for status display
Operating elements:	Four push-button pairs and one auxiliary push-button
Ambient temperature	
Operation:	-5 °C to +45 °C
Storage:	-25 °C to +55 °C
Transport:	-25 °C to +70 °C
Max. humidity:	93 %
Connection to the flush-mounted insert via:	PEI, 10-pole plug connector

4. Settings in the EIB Tool Software (ETS)

Selection in the product database

Manufacturer:	Merten
Product family:	1.5 Multi-function push-button
Product type:	1.5.01 System Design
Programs in connection with the bus coupler, flush-mounted 2 (art. no. 690299):	
	Multi-function 1551/1.0
	Multi-function 2 1552/1.0
Media type:	Twisted Pair
Product name:	System Design multi-function push-button
Order number:	6227xx

Manufacturer:	Merten
Product family:	4.1 Switch actuator, 1-gang
Product type:	4.1.01 Flush-mounted FM
Programs in connection with the switch actuator, flush-mounted/230/10 (art. no. 627099):	
	Multi push-button + Switch Stairc.
	Log. Stat. Init. 4615/2.0
Media type:	Twisted Pair
Product name:	Switch actuator, 1-gang
Order number:	627099

Manufacturer:	Merten
Product family:	4.2 Switch actuator, 2-gang
Product type:	4.2.01 Flush-mounted FM
Programs in connection with the series actuator, flush-mounted/230/6 (art. no. 627199):	
	Multi push-button + Switch Stairc.
	Log. Stat. Init. 4715/2.0
Media type:	Twisted Pair
Product name:	Switch actuator, 2-gang
Order number:	627199

Manufacturer:	Merten
Product family:	4.5 Blind actuator
Product type:	4.5.05 Flush-mounted FM
Programs in connection with the blind actuator, flush-mounted/230/6 (art. no. 627299):	
	Multi-function push-button + Blind
	5615/2.0
Media type:	Twisted Pair
Product name:	Blind actuator
Order number:	627299

5. Application overview

The following applications can be selected with the bus coupler, flush-mounted (art. no. 690099):

Application	Vers.	Function
Multi-function 1551/1.0	1	Send 1/8 bit switching commands
		Send 1/8 bit toggle commands
		Send 1/8 bit pulse edge commands via 2 objects
		Send dimming commands with parameterisable dimming steps
		Send blind control commands or positioning values
		Send scene commands
		Send 8 bit values via 2 objects
		Auxiliary push-button: Toggle
		Auxiliary push-button: Pulse edges
		Auxiliary push-button: Value
		Auxiliary push-button: Push-button illumination on/off
		Disable push-buttons
		Status response
		Operating display
		IR range
Multi-function 2 1552/1.0	1	Send 1/8 bit switching commands
		Send 1/8 bit toggle commands
		Send dimming commands with parameterisable dimming steps
		Send blind control commands or positioning values
		Send 1 bit, 2 bit (priority control) or 1 byte pulse edge commands via 2 objects
		Send 2 byte pulse edge commands via 1 object
		Send scene commands
		Auxiliary push-button: Toggle
		Auxiliary push-button: Switch
		Auxiliary push-button: 1 bit pulse edges, 2 bit (priority), 1 byte values
		Auxiliary push-button: Push-button illumination on/off
		Status response
		Operating display
		IR range

The following applications can be selected with the switch actuator, flush-mounted/230/10 (art. no. 627099):

Application	Vers.	Function
Multi push-button + Switch Stairc. Log. Stat. Init. 4615/2.0	2.0	Send 1/8 bit switching commands
		Send 1/8 bit toggle commands
		Send 1/8 bit pulse edge commands via 2 objects
		Send dimming commands with parameterisable dimming steps
		Send blind control commands or positioning values
		Send temperature values
		Send 8 bit values via 2 objects
		Operating display
		IR range
		Disable push-buttons
		Switching function
		Staircase lighting function
		AND/OR logic function
		Blocking
		Status response
		Relay operation
		Behaviour on failure of the bus voltage
		Behaviour on application/recovery of the bus voltage

The following applications can be selected with the series actuator, flush-mounted/230/6 (art. no. 627199):

Application	Vers.	Function
Multi push-button + Switch Stairc. Log. Stat. Init. 4715/2.0	2.0	Send 1/8 bit switching commands
		Send 1/8 bit toggle commands
		Send 1/8 bit pulse edge commands via 2 objects
		Send dimming commands with parameterisable dimming steps
		Send blind control commands or positioning values
		Send temperature values
		Send 8 bit values via 2 objects
		Operating display
		Disable push-buttons
		IR range
		Switching function
		Staircase lighting function
		AND/OR logic function
		Blocking
		Status response
		Relay operation
		Behaviour on failure of the bus voltage
		Behaviour on application/recovery of the bus voltage

The following applications can be selected with the blind actuator, flush-mounted/230/6 (art. no. 627299):

Application	Vers.	Function
Multi-function push-button + Blind 5615/2.0	2.0	Send 1/8 bit switching commands
		Send 1/8 bit toggle commands
		Send 1/8 bit pulse edge commands via 2 objects
		Send dimming commands with parameterisable dimming steps
		Send blind control commands or positioning values
		Send temperature values
		Send 8 bit values via 2 objects
		Operating display
		IR range
		Disable push-buttons
		Blind with slat adjustment
		Roller shutter without slat adjustment
		Safety function